

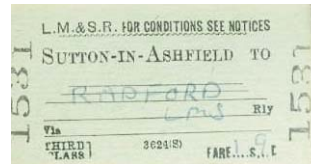
TICKETS PRICED AT £ 8.00 EACH



301 To Smethwick



302



303 To Radford



304



305 Issued at Bodiam



306




307



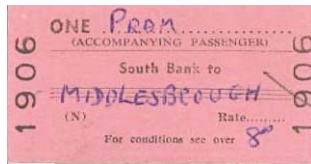
308 To Ely Main Line



309



310



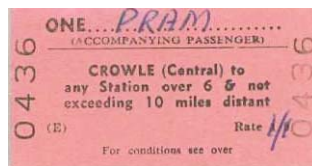
311



312



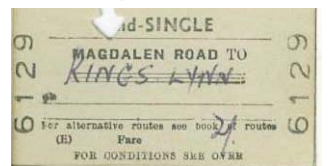
313



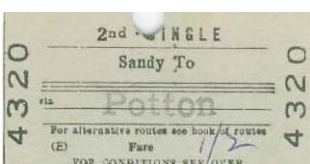
314



315



316



317




318 First Class



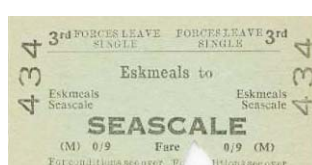
319 Automaticmachin



320 Closed 1960



321



322



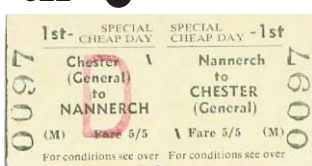
323



324 First Class



325



326



327



328



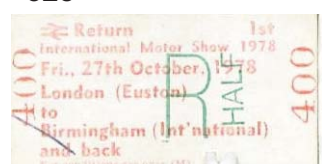
329



330 First Class



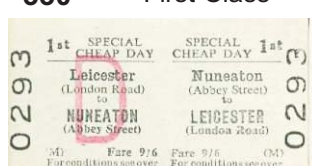
331



332 Motor Show 1978



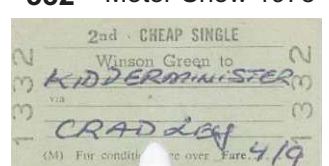
333



334



335



336



337 Brymbo



338

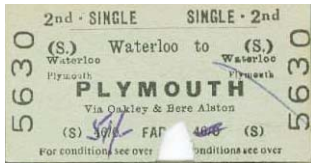


339



340

TICKETS PRICED AT £ 8.00 EACH



341



342



343



344 First Class



345



346 Evercreech Junc.



347



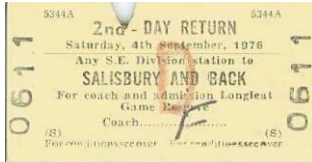
348



349



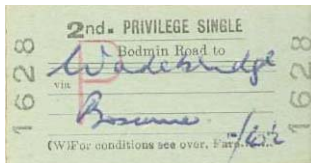
350 Compton Acres



351 Longleat Reserve



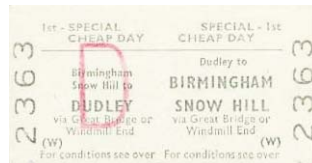
352



353 To Wadebridge



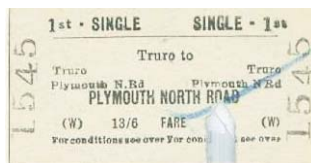
354



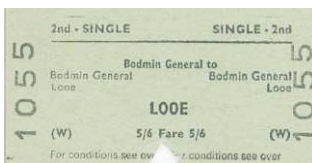
355



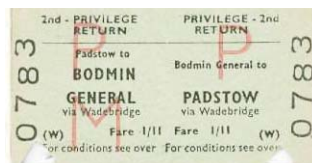
356



357 First Class



358



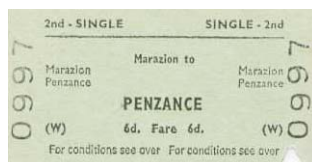
359



360



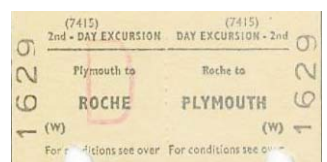
361



362



363



364



365



366



367



368 Beam issue



369



370



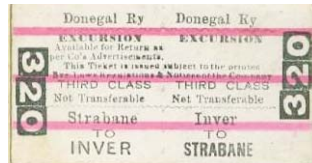
371



372



373 Beam issue



374



375 Sunday Aft.



376



377



378



379 Market



380